

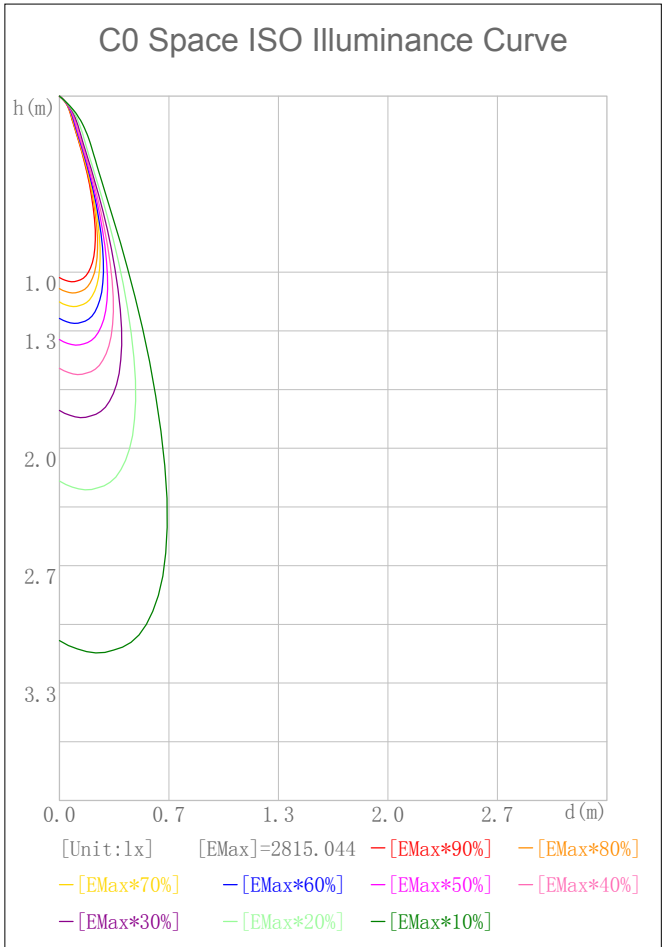
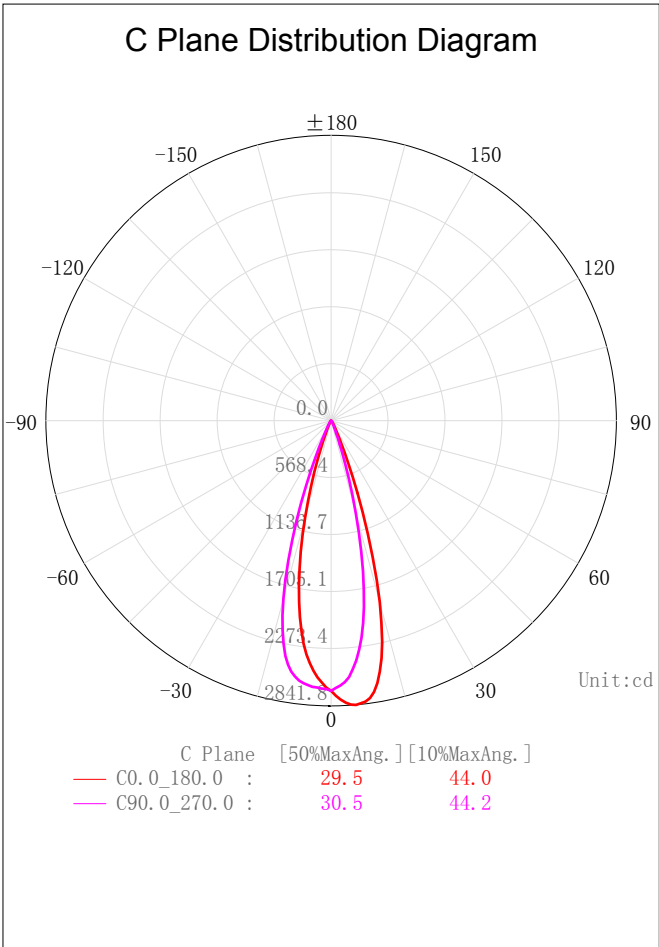
Indoor Luminaire Photometric Data

Description Information

Luminary Name:WL02-09-XX-02 3000K RA90 24D		Lum. Catalog:	Test ID: 01
Lamp Name:		Lamp Catalog: LED	Test Date: 2021/11/15
Manufacture: Shenzhen Norming Lighting Co., Ltd		Shld.Ang(°):	Test Machine:GON-2000
Test Lab: Quality Department		Frequency (Hz):	Lamp CCT (K): Ra:
Lum. Size (W*L*H):0.038m*0.038m*0.000m		Lum. Area (m2):0.001	Lum. W (kg): 0.000
Test System: C, γ	Test Step: C=90.0 γ=1.0	Temp. (°C): 25	Humidity(%): 50.0

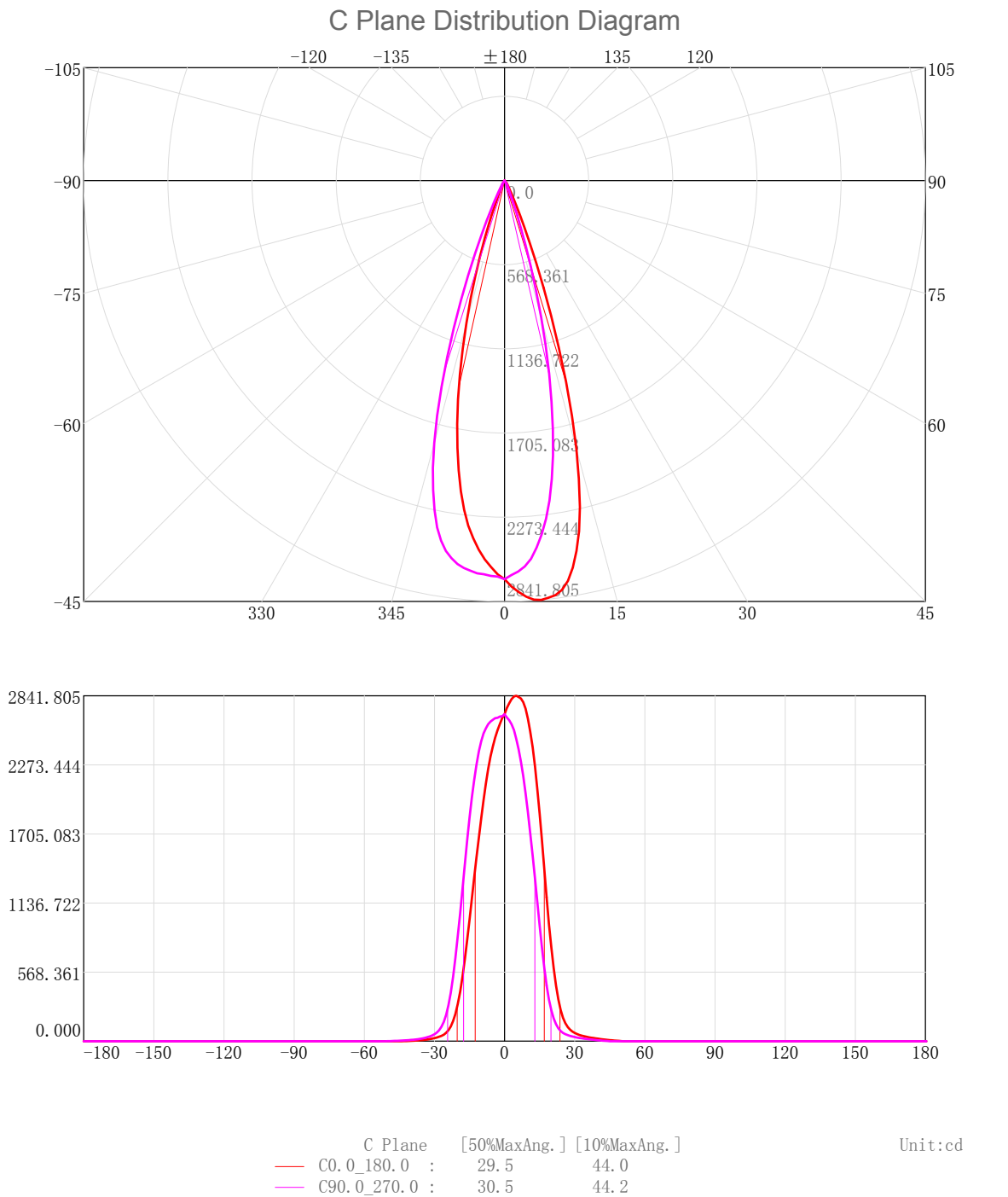
Character Parameter

Lamp Speciality Parameter		Luminaire Speciality Parameter	
Rated Flux(lm): 706.580	Luminary Flux(lm): 706.583	Field Angle(10%Imax): 44.0(°)	
Rated Power(W):	Luminary Efficiency: 100.00%	Down Lumens&Percent: 706.583lm 100.00%	
Rated Voltage(V):	Luminary EER(lm/W): 79.507	Up Lumens&Percent: 0.000lm 0.00%	
Tested Power(W): 8.887	Max. Candela(cd): 2841.805	S/MH: C0_a180=0.517 C90_270=0.519	
Lamps' Inside: 1	Max Cand@Ang. (°): C=0.0 γ=5.0	CIE Type: Semi-Direct	
Tested Electrics (V, A, pf):241.0, 0.041, 0.900	Beam Angle(50%Imax): 29.5(°)	ErP ϕ use(90°): 646.443lm	
Lamp Size (W*L*H):0.038m*0.038m*0.000m	Left=-12.5°, Right=17.0°	IRF(%): 731.573	



2D Plane Light Intensity Distribution Curve

Lum. Name: WL02-09-XX-02 3000K RA90 24D	Lum. Catalog:	Test ID: 01
Lamp Name:	Lamp Catalog: LED	Test Lab: Quality Department
Manufacture: Shenzhen Norming Lighting Co., Ltd	Test Machine:GON-2000	Test Date: 2021/11/15



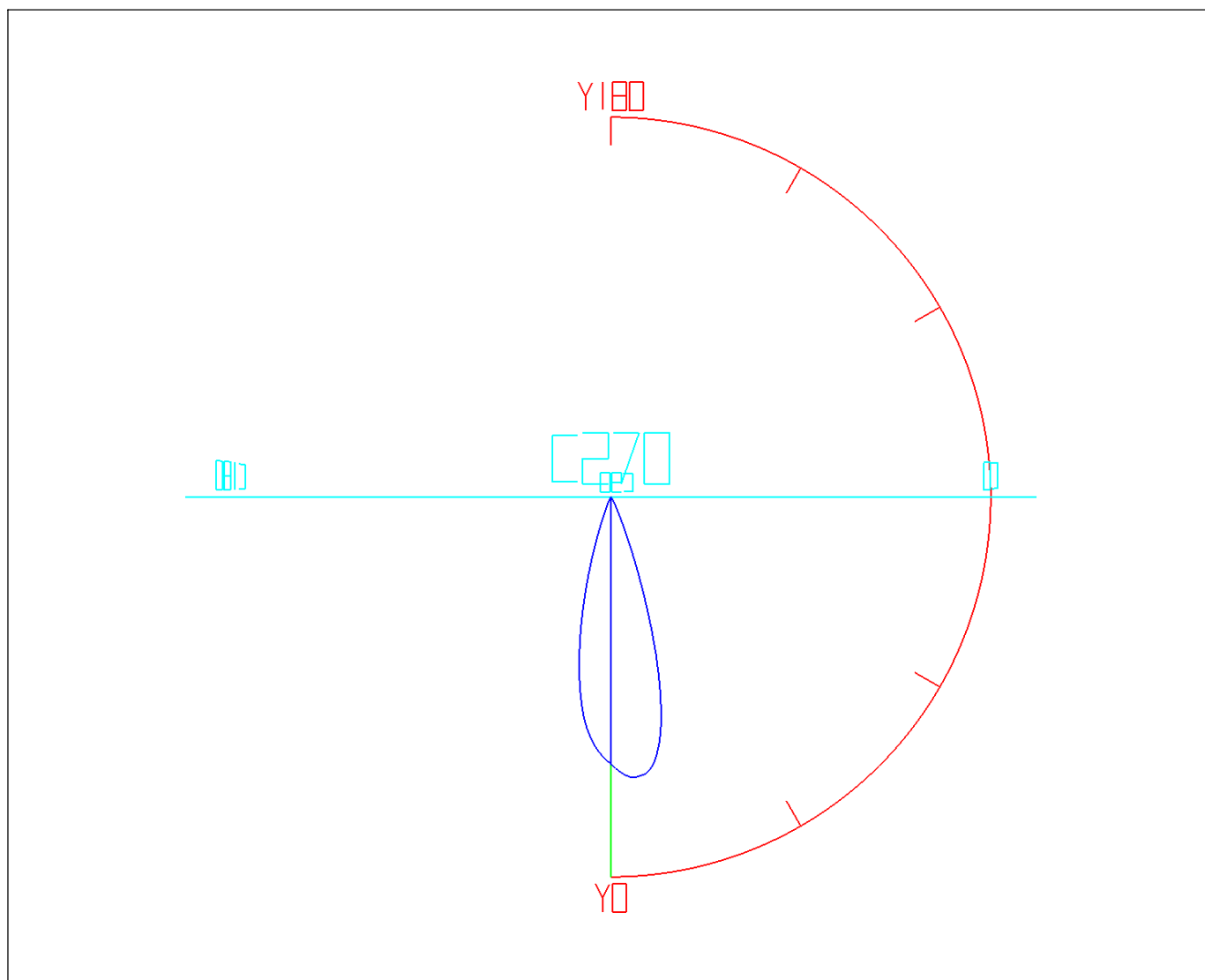
# IES Indoor Report

Photometric Filename:WL02-09-XX-02 3000K RA90 24D.IES

## 3D Light Intensity Distribution Modal

Lum. Name: WL02-09-XX-02 3000K RA90 24D	Lum. Catalog:	Test ID: 01
Lamp Name:	Lamp Catalog: LED	Test Lab: Quality Department
Manufacture: Shenzhen Norming Lighting Co., Ltd	Test Machine:GON-2000	Test Date: 2021/11/15

## 3D Light Intensity Distribution Modal



Curves: 3D Model — Fixture — Vert. HUD — Hori. HUD —  
View Angles: Orient:0 Tilt:0 Roll:0 Spin:0

IES Indoor Report

Photometric Filename:WL02-09-XX-02 3000K RA90 24D.IES

Zonal Flux Tabulation

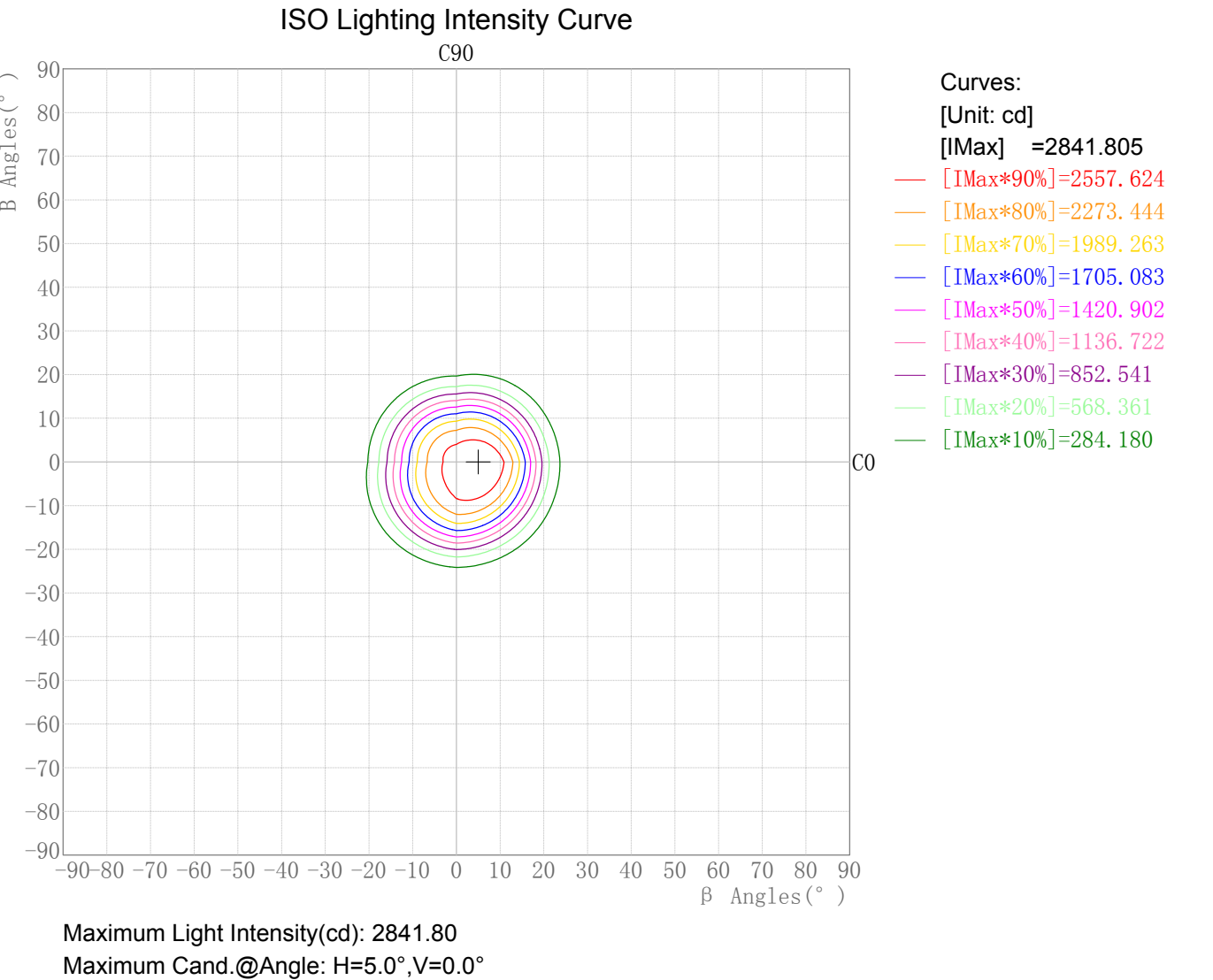
Zone(γ)	Zone Flux (lm)	Sums Flux (lm)	Zone%Lamp	Sums%Lamp	Zone(γ)	Zone Flux (lm)	Sums Flux (lm)	Zone%Lamp	Sums%Lamp
0.0-1.0	2.57	2.57	0.36	0.36	47.0-48.0	0.16	706.37	0.02	99.97
1.0-2.0	7.69	10.26	1.09	1.45	48.0-49.0	0.11	706.48	0.02	99.99
2.0-3.0	12.76	23.03	1.81	3.26	49.0-50.0	0.07	706.55	0.01	100.00
3.0-4.0	17.74	40.76	2.51	5.77	50.0-51.0	0.03	706.58	0.00	100.00
4.0-5.0	22.53	63.29	3.19	8.96	51.0-52.0	0.00	706.58	0.00	100.00
5.0-6.0	27.06	90.35	3.83	12.79	52.0-53.0	0.00	706.58	0.00	100.00
6.0-7.0	31.30	121.65	4.43	17.22	53.0-54.0	0.00	706.58	0.00	100.00
7.0-8.0	35.12	156.77	4.97	22.19	54.0-55.0	0.00	706.58	0.00	100.00
8.0-9.0	38.40	195.17	5.43	27.62	55.0-56.0	0.00	706.58	0.00	100.00
9.0-10.0	41.01	236.18	5.80	33.43	56.0-57.0	0.00	706.58	0.00	100.00
10.0-11.0	42.86	279.04	6.07	39.49	57.0-58.0	0.00	706.58	0.00	100.00
11.0-12.0	43.85	322.89	6.21	45.70	58.0-59.0	0.00	706.58	0.00	100.00
12.0-13.0	43.95	366.84	6.22	51.92	59.0-60.0	0.00	706.58	0.00	100.00
13.0-14.0	43.11	409.96	6.10	58.02	60.0-61.0	0.00	706.58	0.00	100.00
14.0-15.0	41.33	451.28	5.85	63.87	61.0-62.0	0.00	706.58	0.00	100.00
15.0-16.0	38.68	489.96	5.47	69.34	62.0-63.0	0.00	706.58	0.00	100.00
16.0-17.0	35.25	525.21	4.99	74.33	63.0-64.0	0.00	706.58	0.00	100.00
17.0-18.0	31.24	556.45	4.42	78.75	64.0-65.0	0.00	706.58	0.00	100.00
18.0-19.0	26.96	583.41	3.82	82.57	65.0-66.0	0.00	706.58	0.00	100.00
19.0-20.0	22.70	606.11	3.21	85.78	66.0-67.0	0.00	706.58	0.00	100.00
20.0-21.0	18.68	624.78	2.64	88.42	67.0-68.0	0.00	706.58	0.00	100.00
21.0-22.0	15.04	639.82	2.13	90.55	68.0-69.0	0.00	706.58	0.00	100.00
22.0-23.0	11.88	651.70	1.68	92.23	69.0-70.0	0.00	706.58	0.00	100.00
23.0-24.0	9.29	660.99	1.32	93.55	70.0-71.0	0.00	706.58	0.00	100.00
24.0-25.0	7.26	668.26	1.03	94.58	71.0-72.0	0.00	706.58	0.00	100.00
25.0-26.0	5.72	673.98	0.81	95.39	72.0-73.0	0.00	706.58	0.00	100.00
26.0-27.0	4.59	678.57	0.65	96.04	73.0-74.0	0.00	706.58	0.00	100.00
27.0-28.0	3.77	682.34	0.53	96.57	74.0-75.0	0.00	706.58	0.00	100.00
28.0-29.0	3.19	685.53	0.45	97.02	75.0-76.0	0.00	706.58	0.00	100.00
29.0-30.0	2.75	688.27	0.39	97.41	76.0-77.0	0.00	706.58	0.00	100.00
30.0-31.0	2.40	690.67	0.34	97.75	77.0-78.0	0.00	706.58	0.00	100.00
31.0-32.0	2.12	692.79	0.30	98.05	78.0-79.0	0.00	706.58	0.00	100.00
32.0-33.0	1.88	694.67	0.27	98.31	79.0-80.0	0.00	706.58	0.00	100.00
33.0-34.0	1.68	696.34	0.24	98.55	80.0-81.0	0.00	706.58	0.00	100.00
34.0-35.0	1.50	697.85	0.21	98.76	81.0-82.0	0.00	706.58	0.00	100.00
35.0-36.0	1.34	699.19	0.19	98.95	82.0-83.0	0.00	706.58	0.00	100.00
36.0-37.0	1.20	700.39	0.17	99.12	83.0-84.0	0.00	706.58	0.00	100.00
37.0-38.0	1.07	701.45	0.15	99.27	84.0-85.0	0.00	706.58	0.00	100.00
38.0-39.0	0.94	702.39	0.13	99.41	85.0-86.0	0.00	706.58	0.00	100.00
39.0-40.0	0.82	703.22	0.12	99.52	86.0-87.0	0.00	706.58	0.00	100.00
40.0-41.0	0.71	703.93	0.10	99.62	87.0-88.0	0.00	706.58	0.00	100.00
41.0-42.0	0.61	704.54	0.09	99.71	88.0-89.0	0.00	706.58	0.00	100.00
42.0-43.0	0.50	705.04	0.07	99.78	89.0-90.0	0.00	706.58	0.00	100.00
43.0-44.0	0.41	705.45	0.06	99.84	90.0-91.0	0.00	706.58	0.00	100.00
44.0-45.0	0.32	705.77	0.05	99.88	91.0-92.0	0.00	706.58	0.00	100.00
45.0-46.0	0.25	706.02	0.04	99.92	92.0-93.0	0.00	706.58	0.00	100.00
46.0-47.0	0.20	706.22	0.03	99.95	93.0-94.0	0.00	706.58	0.00	100.00

Zonal Flux Tabulation - (Cont.)

Zone(γ)	Zone Flux (lm)	Sums Flux (lm)	Zone%Lamp	Sums%Lamp	Zone(γ)	Zone Flux (lm)	Sums Flux (lm)	Zone%Lamp	Sums%Lamp
94.0-95.0	0.00	706.58	0.00	100.00	141.0-142.0	0.00	706.58	0.00	100.00
95.0-96.0	0.00	706.58	0.00	100.00	142.0-143.0	0.00	706.58	0.00	100.00
96.0-97.0	0.00	706.58	0.00	100.00	143.0-144.0	0.00	706.58	0.00	100.00
97.0-98.0	0.00	706.58	0.00	100.00	144.0-145.0	0.00	706.58	0.00	100.00
98.0-99.0	0.00	706.58	0.00	100.00	145.0-146.0	0.00	706.58	0.00	100.00
99.0-100.0	0.00	706.58	0.00	100.00	146.0-147.0	0.00	706.58	0.00	100.00
100.0-101.0	0.00	706.58	0.00	100.00	147.0-148.0	0.00	706.58	0.00	100.00
101.0-102.0	0.00	706.58	0.00	100.00	148.0-149.0	0.00	706.58	0.00	100.00
102.0-103.0	0.00	706.58	0.00	100.00	149.0-150.0	0.00	706.58	0.00	100.00
103.0-104.0	0.00	706.58	0.00	100.00	150.0-151.0	0.00	706.58	0.00	100.00
104.0-105.0	0.00	706.58	0.00	100.00	151.0-152.0	0.00	706.58	0.00	100.00
105.0-106.0	0.00	706.58	0.00	100.00	152.0-153.0	0.00	706.58	0.00	100.00
106.0-107.0	0.00	706.58	0.00	100.00	153.0-154.0	0.00	706.58	0.00	100.00
107.0-108.0	0.00	706.58	0.00	100.00	154.0-155.0	0.00	706.58	0.00	100.00
108.0-109.0	0.00	706.58	0.00	100.00	155.0-156.0	0.00	706.58	0.00	100.00
109.0-110.0	0.00	706.58	0.00	100.00	156.0-157.0	0.00	706.58	0.00	100.00
110.0-111.0	0.00	706.58	0.00	100.00	157.0-158.0	0.00	706.58	0.00	100.00
111.0-112.0	0.00	706.58	0.00	100.00	158.0-159.0	0.00	706.58	0.00	100.00
112.0-113.0	0.00	706.58	0.00	100.00	159.0-160.0	0.00	706.58	0.00	100.00
113.0-114.0	0.00	706.58	0.00	100.00	160.0-161.0	0.00	706.58	0.00	100.00
114.0-115.0	0.00	706.58	0.00	100.00	161.0-162.0	0.00	706.58	0.00	100.00
115.0-116.0	0.00	706.58	0.00	100.00	162.0-163.0	0.00	706.58	0.00	100.00
116.0-117.0	0.00	706.58	0.00	100.00	163.0-164.0	0.00	706.58	0.00	100.00
117.0-118.0	0.00	706.58	0.00	100.00	164.0-165.0	0.00	706.58	0.00	100.00
118.0-119.0	0.00	706.58	0.00	100.00	165.0-166.0	0.00	706.58	0.00	100.00
119.0-120.0	0.00	706.58	0.00	100.00	166.0-167.0	0.00	706.58	0.00	100.00
120.0-121.0	0.00	706.58	0.00	100.00	167.0-168.0	0.00	706.58	0.00	100.00
121.0-122.0	0.00	706.58	0.00	100.00	168.0-169.0	0.00	706.58	0.00	100.00
122.0-123.0	0.00	706.58	0.00	100.00	169.0-170.0	0.00	706.58	0.00	100.00
123.0-124.0	0.00	706.58	0.00	100.00	170.0-171.0	0.00	706.58	0.00	100.00
124.0-125.0	0.00	706.58	0.00	100.00	171.0-172.0	0.00	706.58	0.00	100.00
125.0-126.0	0.00	706.58	0.00	100.00	172.0-173.0	0.00	706.58	0.00	100.00
126.0-127.0	0.00	706.58	0.00	100.00	173.0-174.0	0.00	706.58	0.00	100.00
127.0-128.0	0.00	706.58	0.00	100.00	174.0-175.0	0.00	706.58	0.00	100.00
128.0-129.0	0.00	706.58	0.00	100.00	175.0-176.0	0.00	706.58	0.00	100.00
129.0-130.0	0.00	706.58	0.00	100.00	176.0-177.0	0.00	706.58	0.00	100.00
130.0-131.0	0.00	706.58	0.00	100.00	177.0-178.0	0.00	706.58	0.00	100.00
131.0-132.0	0.00	706.58	0.00	100.00	178.0-179.0	0.00	706.58	0.00	100.00
132.0-133.0	0.00	706.58	0.00	100.00	179.0-180.0	0.00	706.58	0.00	100.00
133.0-134.0	0.00	706.58	0.00	100.00					
134.0-135.0	0.00	706.58	0.00	100.00					
135.0-136.0	0.00	706.58	0.00	100.00					
136.0-137.0	0.00	706.58	0.00	100.00					
137.0-138.0	0.00	706.58	0.00	100.00					
138.0-139.0	0.00	706.58	0.00	100.00					
139.0-140.0	0.00	706.58	0.00	100.00					
140.0-141.0	0.00	706.58	0.00	100.00					

Rectangle ISO Lighting Intensity Diagram

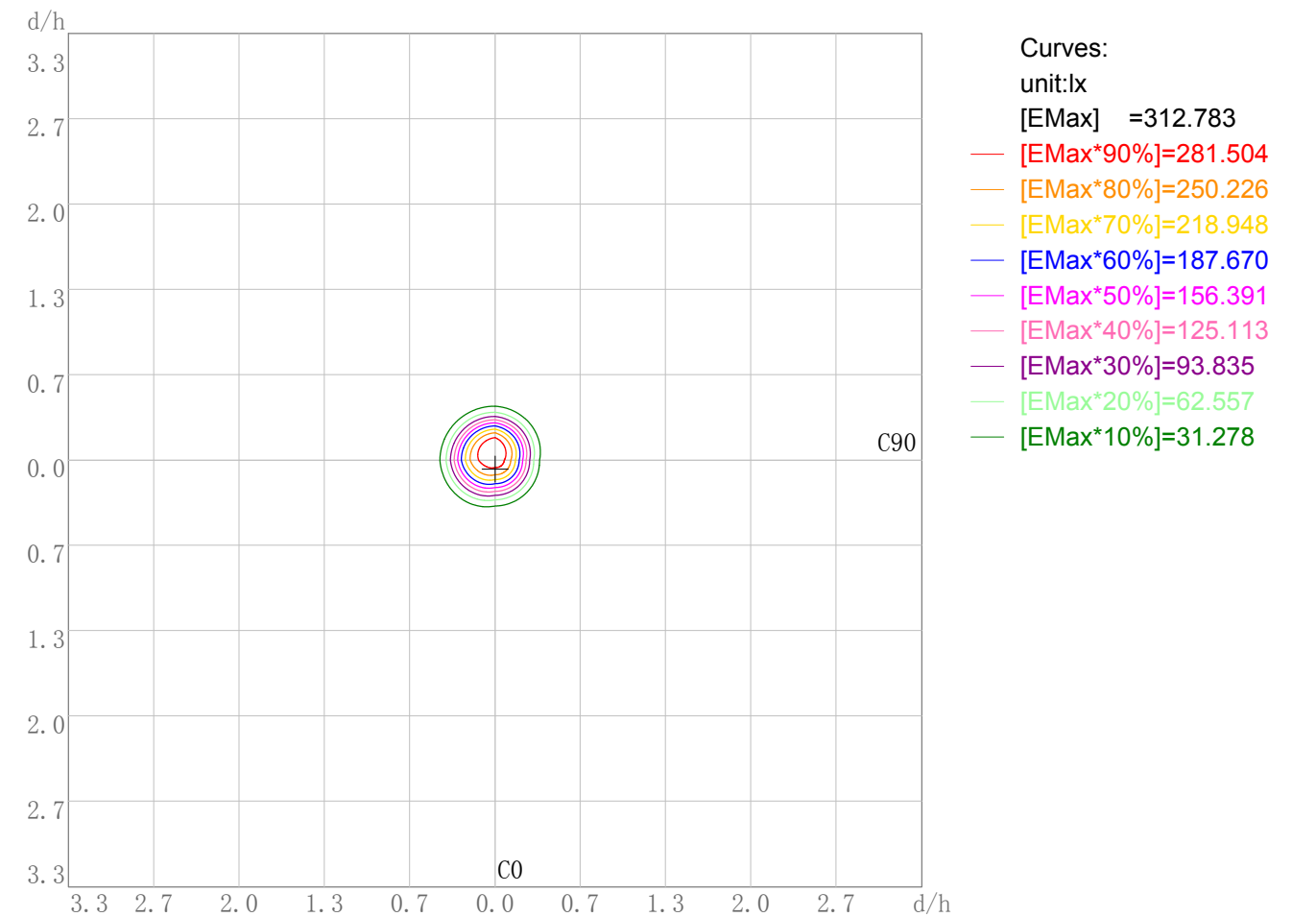
Lum. Name: WL02-09-XX-02 3000K RA90 24D	Lum. Catalog:	Test ID: 01
Lamp Name:	Lamp Catalog: LED	Test Lab: Quality Department
Manufacture: Shenzhen Norming Lighting Co., Ltd	Test Machine:GON-2000	Test Date: 2021/11/15



Plane ISO-Illuminance Diagram

Lum. Name: WL02-09-XX-02 3000K RA90 24D	Lum. Catalog:	Test ID: 01
Lamp Name:	Lamp Catalog: LED	Test Lab: Quality Department
Manufacture: Shenzhen Norming Lighting Co., Ltd	Test Machine:GON-2000	Test Date: 2021/11/15

Plane ISO-Illuminance Curve



Working Plane Luminaire Mounting Height(m): 3.00

Working Plane Maximum Illuminance(lx): 312.78

Working Plane Maximum Illuminance Position(d/h):H0.0 V0.1

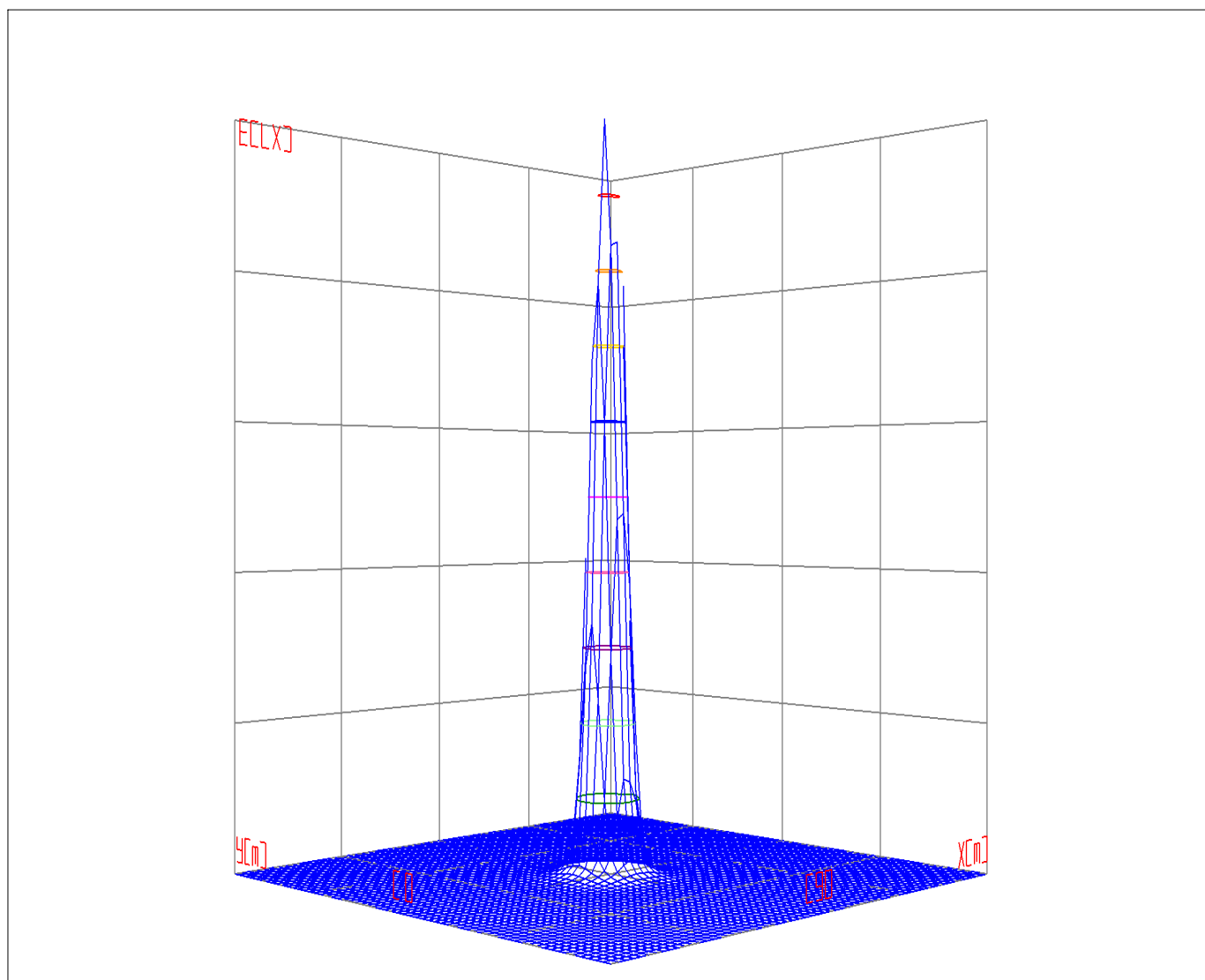
# IES Indoor Report

Photometric Filename:WL02-09-XX-02 3000K RA90 24D.IES

## 3D Plane ISO Illuminance Diagram

Lum. Name: WL02-09-XX-02 3000K RA90 24D	Lum. Catalog:	Test ID: 01
Lamp Name:	Lamp Catalog: LED	Test Lab: Quality Department
Manufacture: Shenzhen Norming Lighting Co., Ltd	Test Machine:GON-2000	Test Date: 2021/11/15

## 3D Plane Illuminance Modal



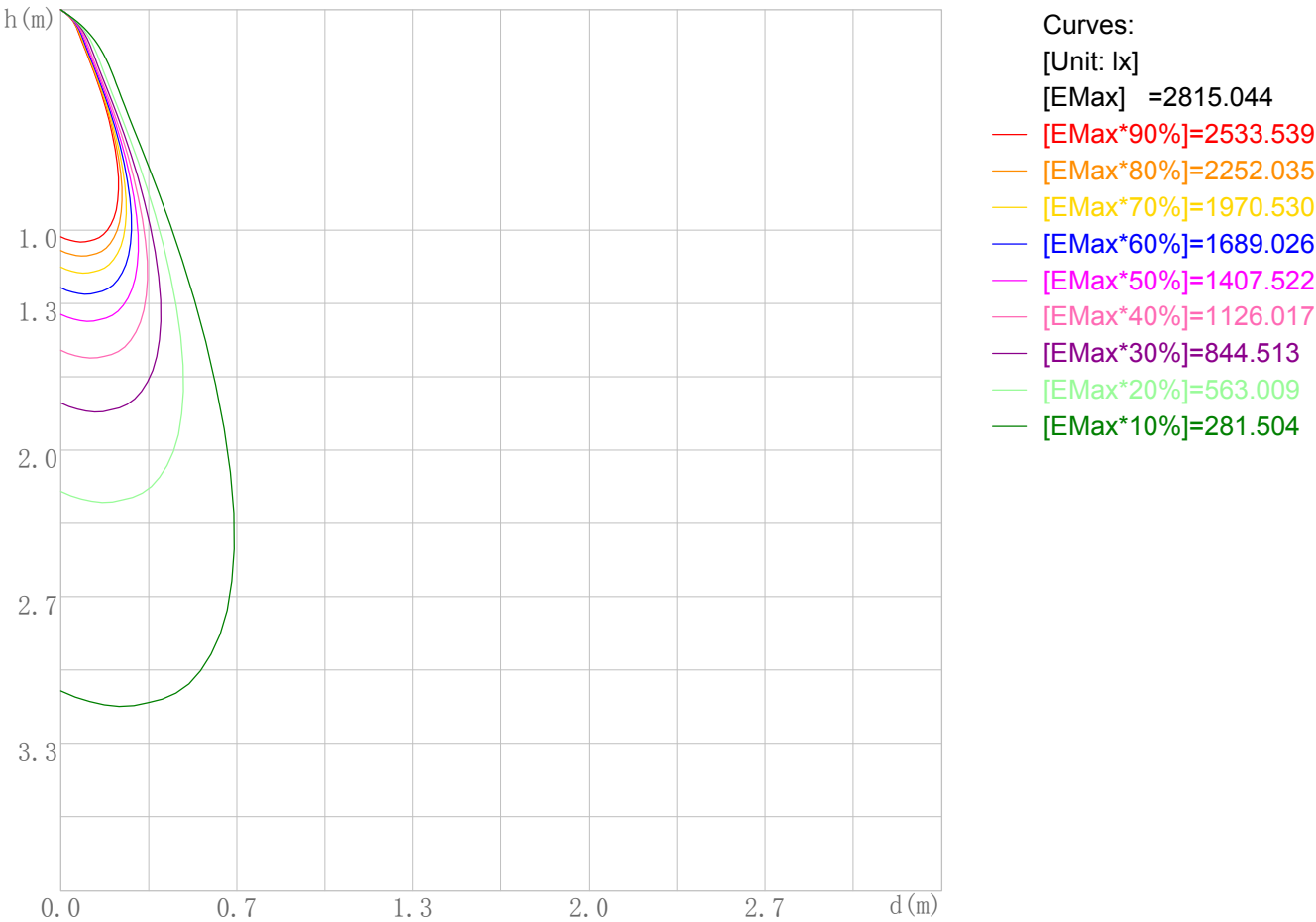
Curves: 3D Model — 90% — 80% — 70% — 60% — 50% — 40% — 30% — 20% — 10% —  
View Angles(deg): 0 Height(m): 3.0 Distance(m): 10.0



Space ISO Illuminance Diagram

Lum. Name: WL02-09-XX-02 3000K RA90 24D	Lum. Catalog:	Test ID: 01
Lamp Name:	Lamp Catalog: LED	Test Lab: Quality Department
Manufacture: Shenzhen Norming Lighting Co., Ltd	Test Machine:GON-2000	Test Date: 2021/11/15

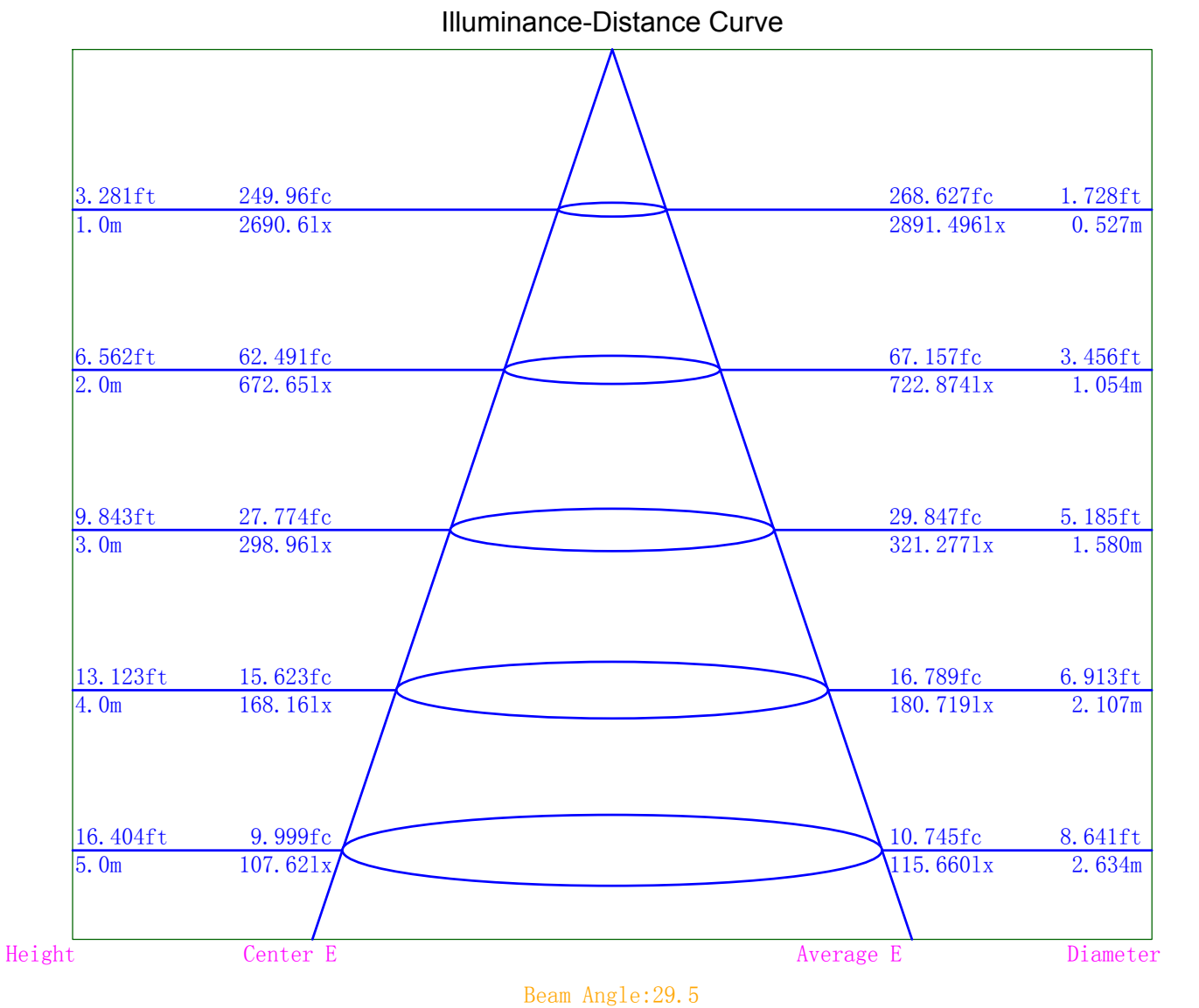
Space ISO Illuminance Curve



Space Plane Maximum Illuminance and @Angle:2815.04lx,4.0deg  
Plane Maximum Lighting Intensity and @Angle:2841.805cd,0deg

Illuminance-Distance Diagram

Lum. Name: WL02-09-XX-02 3000K RA90 24D	Lum. Catalog:	Test ID: 01
Lamp Name:	Lamp Catalog: LED	Test Lab: Quality Department
Manufacture: Shenzhen Norming Lighting Co., Ltd	Test Machine:GON-2000	Test Date: 2021/11/15



Indoor Luminance Limiting Curves

Lum. Name: WL02-09-XX-02 3000K RA90 24D	Lum. Catalog:	Test ID: 01
Lamp Name:	Lamp Catalog: LED	Test Lab: Quality Department
Manufacture: Shenzhen Norming Lighting Co., Ltd	Test Machine:GON-2000	Test Date: 2021/11/15

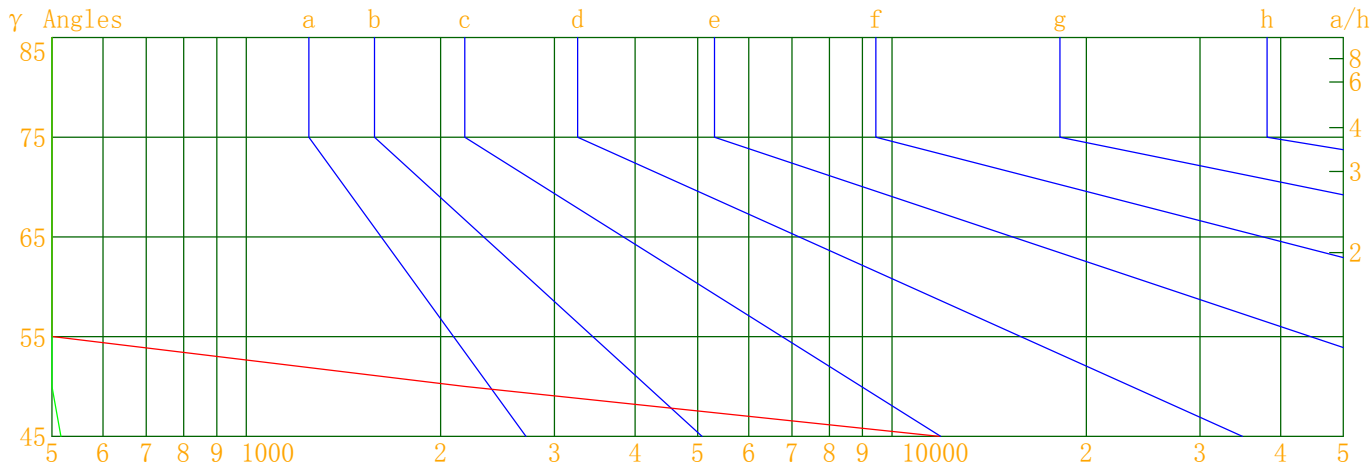
Glare Grade Table

GI	Quality	Using Illuminance							
1.15	A	2000	1000	500	<=300				
1.5	B		2000	1000	500	<=300			
1.85	C			2000	1000	500	<=300		
2.2	D				2000	1000	500	<=300	
2.55	E	a				2000	1000	500	<=300
			b	c	d	e	f	g	h

Luminance Table

Gama(deg)	45	50	55	60	65	70	75	80	85
C0	11830	2178	0	0	0	0	0	0	0
C90	516	0	0	0	0	0	0	0	0

Luminance Limiting Curve



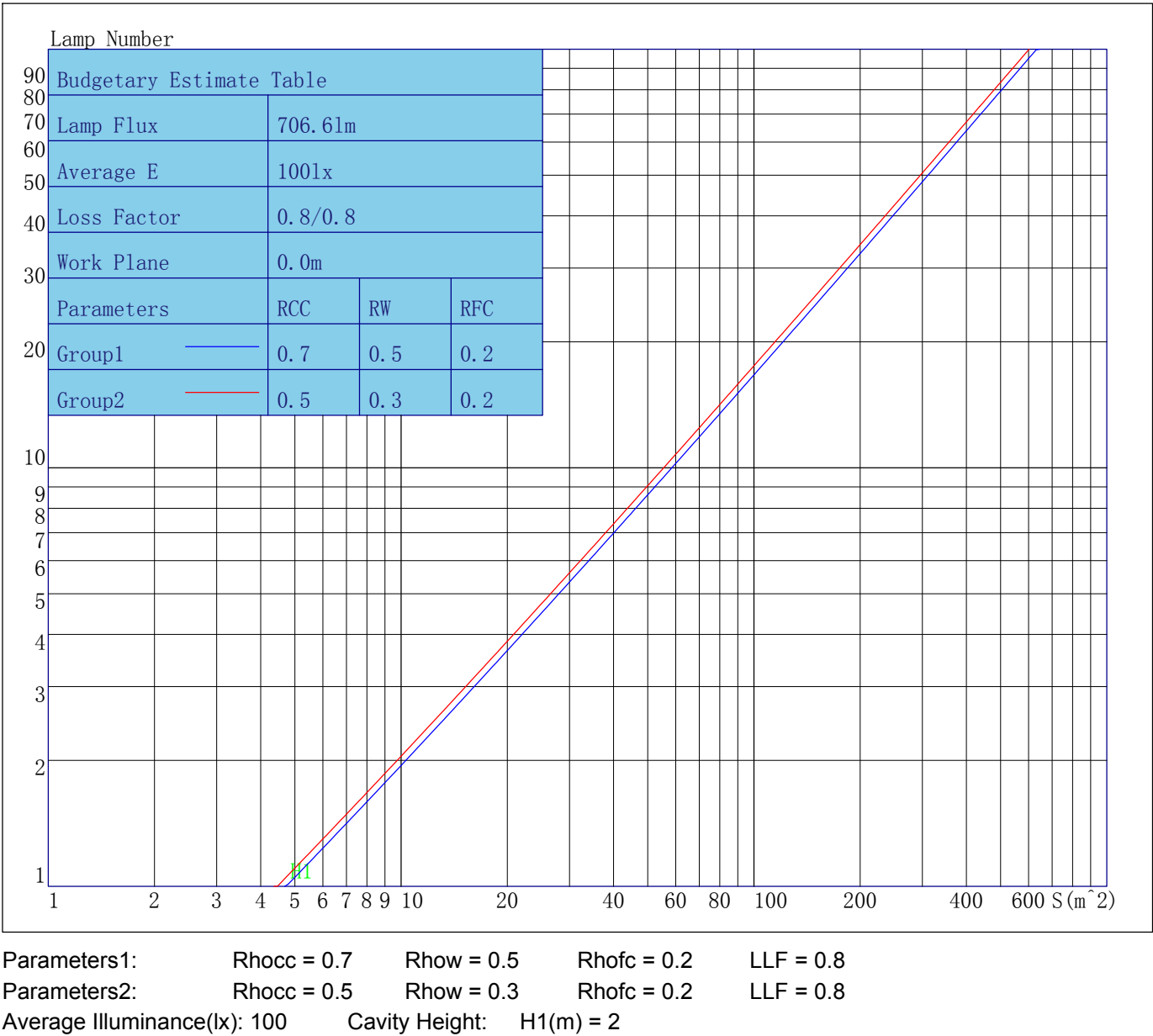
Luminous Size: Length(m)=-0.038 Width(m)=-0.038 Height(m)=0.000 Area(m^2)=0.001134

Luminous Type: Without Luminous Side

Luminous Curves: C0-C180 Color: — C90-C270 Color: —

Indoor Budgetary Estimate Table

Lum. Name: WL02-09-XX-02 3000K RA90 24D	Lum. Catalog:	Test ID: 01
Lamp Name:	Lamp Catalog: LED	Test Lab: Quality Department
Manufacture: Shenzhen Norming Lighting Co., Ltd	Test Machine:GON-2000	Test Date: 2021/11/15



Indoor Coefficient of Utilization Table

Lum. Name: WL02-09-XX-02 3000K RA90 24D	Lum. Catelog:	Test ID: 01
Lamp Name:	Lamp Catelog: LED	Test Lab: Quality Deparment
Manufacture: Shenzhen Norming Lighting Co., Ltd	Test Machine:GON-2000	Test Date: 2021/11/15

Coefficients of Utilization - Zonal Cavity Method																		
Coef.	Effective Floor Cavity Reflectance RFC=0.20																	
RhoCC (%)	80				70				50			30			10			0
RhoW (%)	70	50	30	10	70	50	30	10	50	30	10	50	30	10	50	30	10	0
RCR	Coefficient of Utilization(%)																	
0	119	119	119	119	116	116	116	116	111	111	111	106	106	106	102	102	102	100
1	115	113	111	110	113	111	109	108	107	106	105	103	102	101	100	99	99	97
2	111	108	105	103	109	106	104	101	103	101	99	100	99	97	98	96	95	94
3	108	104	100	97	106	102	99	97	100	97	95	98	95	94	95	94	92	91
4	105	100	96	93	103	99	95	92	97	94	91	95	92	90	93	91	89	88
5	102	96	92	89	101	95	92	89	94	91	88	92	90	87	91	89	87	86
6	99	93	89	86	98	92	89	86	91	88	85	90	87	85	89	86	84	83
7	96	90	86	83	95	90	86	83	88	85	83	87	85	82	87	84	82	81
8	94	87	83	81	93	87	83	81	86	83	80	85	82	80	84	82	80	79
9	91	85	81	78	91	85	81	78	84	80	78	83	80	78	82	80	78	77
10	89	83	79	76	88	82	79	76	82	78	76	81	78	76	80	78	76	75

Unified Glare Rating Table

Lum. Name: WL02-09-XX-02 3000K RA90 24D	Lum. Catelog:	Test ID: 01
Lamp Name:	Lamp Catelog: LED	Test Lab: Quality Deparment
Manufacture: Shenzhen Norming Lighting Co., Ltd	Test Machine:GON-2000	Test Date: 2021/11/15

Unified Glare Rating Table

Ceiling RCC	0.70	0.70	0.50	0.50	0.30	0.70	0.70	0.50	0.50	0.30
Wall RW	0.50	0.30	0.50	0.30	0.30	0.50	0.30	0.50	0.30	0.30
Floor RFC	0.20	0.20	0.20	0.20	0.20	0.20	0.20	0.20	0.20	0.20
Room Size	Vewed crosswise					Vewed endwise				
X=2H    Y=2H	9.9	10.9	10.3	11.2	11.6	5.7	6.8	6.1	7.1	7.4
	9.7	10.6	10.0	10.9	11.3	5.5	6.4	5.9	6.8	7.1
	9.6	10.4	10.0	10.8	11.2	5.4	6.3	5.8	6.6	7.0
	9.4	10.3	9.9	10.6	11.0	5.3	6.1	5.7	6.5	6.9
	9.4	10.2	9.8	10.6	11.0	5.2	6.0	5.6	6.4	6.8
	9.3	10.1	9.7	10.5	10.9	5.2	5.9	5.6	6.3	6.7
X=4H    Y=2H	9.6	10.4	10.0	10.8	11.2	5.4	6.3	5.8	6.6	7.0
	9.3	10.1	9.7	10.5	10.9	5.2	5.9	5.6	6.3	6.7
	9.2	9.9	9.6	10.3	10.7	5.0	5.7	5.5	6.1	6.6
	9.1	9.7	9.5	10.1	10.6	4.9	5.5	5.4	6.0	6.4
	9.0	9.6	9.5	10.0	10.5	4.8	5.4	5.3	5.9	6.3
	8.9	9.5	9.4	9.9	10.4	4.8	5.3	5.2	5.8	6.3
X=8H    Y=4H	9.0	9.6	9.5	10.0	10.5	4.8	5.4	5.3	5.9	6.3
	8.8	9.4	9.3	9.8	10.4	4.7	5.2	5.2	5.7	6.2
	8.8	9.2	9.3	9.8	10.2	4.6	5.1	5.1	5.6	6.1
	8.7	9.1	9.2	9.6	10.2	4.6	5.0	5.1	5.5	6.0
X=12H    Y=4H	8.9	9.5	9.4	9.9	10.4	4.8	5.3	5.2	5.8	6.3
	8.8	9.2	9.3	9.7	10.3	4.6	5.1	5.1	5.6	6.1
	8.7	9.1	9.2	9.6	10.2	4.6	5.0	5.1	5.5	6.0
Variations with the objerver position at spacings										
S=1.0H	0.0/0.0					0.0/0.0				
S=1.5H	0.0/0.0					0.0/0.0				
S=2.0H	0.0/0.0					0.0/0.0				
Reduced UGR Table:										
Nordic Standard Table:	BK0					BK0				
Correction Value	0.0					0.0				

o the CIE Pub.117, data has been corrected, refers to the lamp’s lumens 8.2flm.

Candela Tabulation

V/H	C0.0	C90.0	C180.0	C270.0
γ 0.0	2690.60	2690.60	2690.60	2690.60
γ 1.0	2741.74	2663.10	2659.20	2673.73
γ 2.0	2780.13	2640.55	2610.25	2670.55
γ 3.0	2813.38	2608.65	2560.30	2660.75
γ 4.0	2835.72	2559.76	2497.34	2657.52
γ 5.0	2841.80	2485.92	2423.90	2643.70
γ 6.0	2831.16	2401.64	2341.85	2629.01
γ 7.0	2819.57	2299.31	2239.19	2608.20
γ 8.0	2789.34	2181.43	2117.97	2573.61
γ 9.0	2735.95	2039.92	1981.36	2531.30
γ 10.0	2652.74	1884.57	1833.00	2468.28
γ 11.0	2547.03	1711.31	1675.67	2385.39
γ 12.0	2418.63	1526.91	1509.65	2272.56
γ 13.0	2261.55	1338.90	1340.99	2144.75
γ 14.0	2074.03	1145.28	1167.25	2000.13
γ 15.0	1872.37	952.97	994.62	1834.34
γ 16.0	1652.72	770.17	831.05	1651.07
γ 17.0	1417.24	605.14	673.39	1453.59
γ 18.0	1184.24	459.47	531.59	1253.13
γ 19.0	964.48	343.70	407.98	1053.19
γ 20.0	769.97	253.42	305.58	862.45
γ 21.0	601.13	187.10	224.94	686.31
γ 22.0	458.61	139.94	165.85	529.19
γ 23.0	344.39	106.69	121.62	398.67
γ 24.0	257.75	84.21	90.75	295.99
γ 25.0	193.44	69.07	69.48	216.86
γ 26.0	148.86	58.27	54.44	159.14
γ 27.0	117.28	50.44	44.13	117.85
γ 28.0	95.42	44.28	36.63	90.16
γ 29.0	79.96	39.19	30.65	70.95
γ 30.0	68.44	34.58	25.39	57.54
γ 31.0	59.35	30.77	21.10	47.40
γ 32.0	51.93	27.37	17.75	39.74
γ 33.0	46.20	24.15	14.81	33.21
γ 34.0	41.32	21.48	12.54	28.11
γ 35.0	36.87	18.74	10.47	23.88
γ 36.0	33.01	16.36	8.80	20.47
γ 37.0	29.55	14.21	7.25	17.34
γ 38.0	26.42	11.98	5.94	14.99
γ 39.0	23.45	10.03	4.61	12.78
γ 40.0	20.90	8.09	3.59	10.96
γ 41.0	18.35	6.29	2.53	9.41
γ 42.0	15.91	4.57	1.65	8.00
γ 43.0	13.62	3.05	0.79	6.89
γ 44.0	11.34	1.78	0.00	5.61
γ 45.0	9.49	0.41	0.00	4.57
γ 46.0	7.72	0.00	0.00	3.65

Candela Tabulation - (Cont.)

V/H	C0.0	C90.0	C180.0	C270.0
γ 47.0	5.99	0.00	0.00	2.86
γ 48.0	4.44	0.00	0.00	2.08
γ 49.0	2.97	0.00	0.00	1.26
γ 50.0	1.59	0.00	0.00	0.60
γ 51.0	0.38	0.00	0.00	0.00
γ 52.0	0.00	0.00	0.00	0.00
γ 53.0	0.00	0.00	0.00	0.00
γ 54.0	0.00	0.00	0.00	0.00
γ 55.0	0.00	0.00	0.00	0.00
γ 56.0	0.00	0.00	0.00	0.00
γ 57.0	0.00	0.00	0.00	0.00
γ 58.0	0.00	0.00	0.00	0.00
γ 59.0	0.00	0.00	0.00	0.00
γ 60.0	0.00	0.00	0.00	0.00
γ 61.0	0.00	0.00	0.00	0.00
γ 62.0	0.00	0.00	0.00	0.00
γ 63.0	0.00	0.00	0.00	0.00
γ 64.0	0.00	0.00	0.00	0.00
γ 65.0	0.00	0.00	0.00	0.00
γ 66.0	0.00	0.00	0.00	0.00
γ 67.0	0.00	0.00	0.00	0.00
γ 68.0	0.00	0.00	0.00	0.00
γ 69.0	0.00	0.00	0.00	0.00
γ 70.0	0.00	0.00	0.00	0.00
γ 71.0	0.00	0.00	0.00	0.00
γ 72.0	0.00	0.00	0.00	0.00
γ 73.0	0.00	0.00	0.00	0.00
γ 74.0	0.00	0.00	0.00	0.00
γ 75.0	0.00	0.00	0.00	0.00
γ 76.0	0.00	0.00	0.00	0.00
γ 77.0	0.00	0.00	0.00	0.00
γ 78.0	0.00	0.00	0.00	0.00
γ 79.0	0.00	0.00	0.00	0.00
γ 80.0	0.00	0.00	0.00	0.00
γ 81.0	0.00	0.00	0.00	0.00
γ 82.0	0.00	0.00	0.00	0.00
γ 83.0	0.00	0.00	0.00	0.00
γ 84.0	0.00	0.00	0.00	0.00
γ 85.0	0.00	0.00	0.00	0.00
γ 86.0	0.00	0.00	0.00	0.00
γ 87.0	0.00	0.00	0.00	0.00
γ 88.0	0.00	0.00	0.00	0.00
γ 89.0	0.00	0.00	0.00	0.00
γ 90.0	0.00	0.00	0.00	0.00
γ 91.0	0.00	0.00	0.00	0.00
γ 92.0	0.00	0.00	0.00	0.00
γ 93.0	0.00	0.00	0.00	0.00



Candela Tabulation - (Cont.)

V/H	C0.0	C90.0	C180.0	C270.0
γ 94.0	0.00	0.00	0.00	0.00
γ 95.0	0.00	0.00	0.00	0.00
γ 96.0	0.00	0.00	0.00	0.00
γ 97.0	0.00	0.00	0.00	0.00
γ 98.0	0.00	0.00	0.00	0.00
γ 99.0	0.00	0.00	0.00	0.00
γ 100.0	0.00	0.00	0.00	0.00
γ 101.0	0.00	0.00	0.00	0.00
γ 102.0	0.00	0.00	0.00	0.00
γ 103.0	0.00	0.00	0.00	0.00
γ 104.0	0.00	0.00	0.00	0.00
γ 105.0	0.00	0.00	0.00	0.00
γ 106.0	0.00	0.00	0.00	0.00
γ 107.0	0.00	0.00	0.00	0.00
γ 108.0	0.00	0.00	0.00	0.00
γ 109.0	0.00	0.00	0.00	0.00
γ 110.0	0.00	0.00	0.00	0.00
γ 111.0	0.00	0.00	0.00	0.00
γ 112.0	0.00	0.00	0.00	0.00
γ 113.0	0.00	0.00	0.00	0.00
γ 114.0	0.00	0.00	0.00	0.00
γ 115.0	0.00	0.00	0.00	0.00
γ 116.0	0.00	0.00	0.00	0.00
γ 117.0	0.00	0.00	0.00	0.00
γ 118.0	0.00	0.00	0.00	0.00
γ 119.0	0.00	0.00	0.00	0.00
γ 120.0	0.00	0.00	0.00	0.00
γ 121.0	0.00	0.00	0.00	0.00
γ 122.0	0.00	0.00	0.00	0.00
γ 123.0	0.00	0.00	0.00	0.00
γ 124.0	0.00	0.00	0.00	0.00
γ 125.0	0.00	0.00	0.00	0.00
γ 126.0	0.00	0.00	0.00	0.00
γ 127.0	0.00	0.00	0.00	0.00
γ 128.0	0.00	0.00	0.00	0.00
γ 129.0	0.00	0.00	0.00	0.00
γ 130.0	0.00	0.00	0.00	0.00
γ 131.0	0.00	0.00	0.00	0.00
γ 132.0	0.00	0.00	0.00	0.00
γ 133.0	0.00	0.00	0.00	0.00
γ 134.0	0.00	0.00	0.00	0.00
γ 135.0	0.00	0.00	0.00	0.00
γ 136.0	0.00	0.00	0.00	0.00
γ 137.0	0.00	0.00	0.00	0.00
γ 138.0	0.00	0.00	0.00	0.00
γ 139.0	0.00	0.00	0.00	0.00
γ 140.0	0.00	0.00	0.00	0.00

---

Candela Tabulation - (Cont.)

V/H	C0.0	C90.0	C180.0	C270.0
γ 141.0	0.00	0.00	0.00	0.00
γ 142.0	0.00	0.00	0.00	0.00
γ 143.0	0.00	0.00	0.00	0.00
γ 144.0	0.00	0.00	0.00	0.00
γ 145.0	0.00	0.00	0.00	0.00
γ 146.0	0.00	0.00	0.00	0.00
γ 147.0	0.00	0.00	0.00	0.00
γ 148.0	0.00	0.00	0.00	0.00
γ 149.0	0.00	0.00	0.00	0.00
γ 150.0	0.00	0.00	0.00	0.00
γ 151.0	0.00	0.00	0.00	0.00
γ 152.0	0.00	0.00	0.00	0.00
γ 153.0	0.00	0.00	0.00	0.00
γ 154.0	0.00	0.00	0.00	0.00
γ 155.0	0.00	0.00	0.00	0.00
γ 156.0	0.00	0.00	0.00	0.00
γ 157.0	0.00	0.00	0.00	0.00
γ 158.0	0.00	0.00	0.00	0.00
γ 159.0	0.00	0.00	0.00	0.00
γ 160.0	0.00	0.00	0.00	0.00
γ 161.0	0.00	0.00	0.00	0.00
γ 162.0	0.00	0.00	0.00	0.00
γ 163.0	0.00	0.00	0.00	0.00
γ 164.0	0.00	0.00	0.00	0.00
γ 165.0	0.00	0.00	0.00	0.00
γ 166.0	0.00	0.00	0.00	0.00
γ 167.0	0.00	0.00	0.00	0.00
γ 168.0	0.00	0.00	0.00	0.00
γ 169.0	0.00	0.00	0.00	0.00
γ 170.0	0.00	0.00	0.00	0.00
γ 171.0	0.00	0.00	0.00	0.00
γ 172.0	0.00	0.00	0.00	0.00
γ 173.0	0.00	0.00	0.00	0.00
γ 174.0	0.00	0.00	0.00	0.00
γ 175.0	0.00	0.00	0.00	0.00
γ 176.0	0.00	0.00	0.00	0.00
γ 177.0	0.00	0.00	0.00	0.00
γ 178.0	0.00	0.00	0.00	0.00
γ 179.0	0.00	0.00	0.00	0.00
γ 180.0	0.00	0.00	0.00	0.00